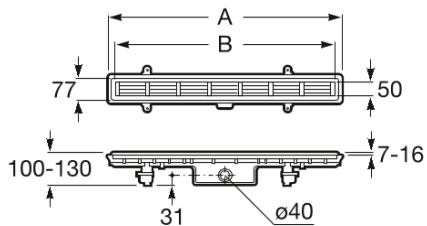


IN-DRAIN

Plate X2 - Drainage grid adaptable to In-Drain Channel



TECHNICAL DRAWINGS




FEATURES

Drainage grid adaptable to In-Drain Channel.


A	B
990	950
890	850
790	750
690	650

BOUGHT TOGETHER FREQUENTLY



In-Drain Channel -
Drainage kit with pre-
mounted geotextile fabric

276089000



In-Drain

An innovative solution for integrated showers. A new concept that empowers accessibility and functionality. In-Drain adapts to any style, preserving the elegant essence of its shapes and offering versatile proposals.



INSTALLATION AND USER MANUALS



[User handbook](#)